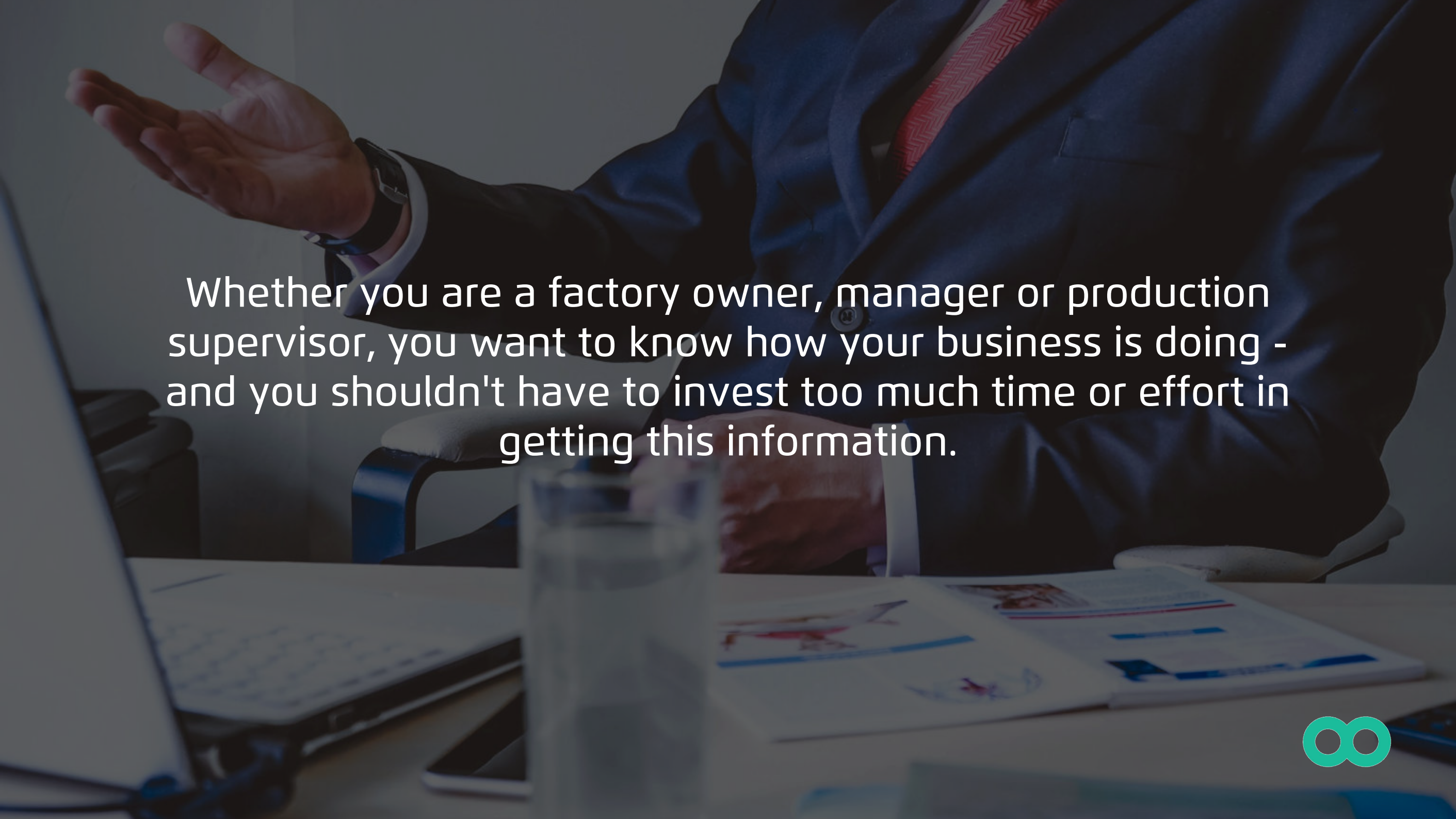


# Factory Cockpit

Smart Factory Suite module  
for smart monitoring and  
reporting



A person in a dark blue suit and red tie is seated at a desk, gesturing with their right hand. The desk is cluttered with a laptop, a glass of water, and several documents. The background is a plain wall.

Whether you are a factory owner, manager or production supervisor, you want to know how your business is doing - and you shouldn't have to invest too much time or effort in getting this information.



# Well, that's easier said than done...

In reality, you probably have to log in **several different applications**, **talk to your staff** or **check more than one source** in order to get updates and reports.

You may find it hard to **track issues** that happened in your absence.

You are overloaded with **too much data of little relevance**.

**Preparation for meetings** takes a long time.

And what about your customers? You probably have to deal with their demands for **transparent reporting** and **traceability** of data about your manufacturing process. Especially during **audits**.

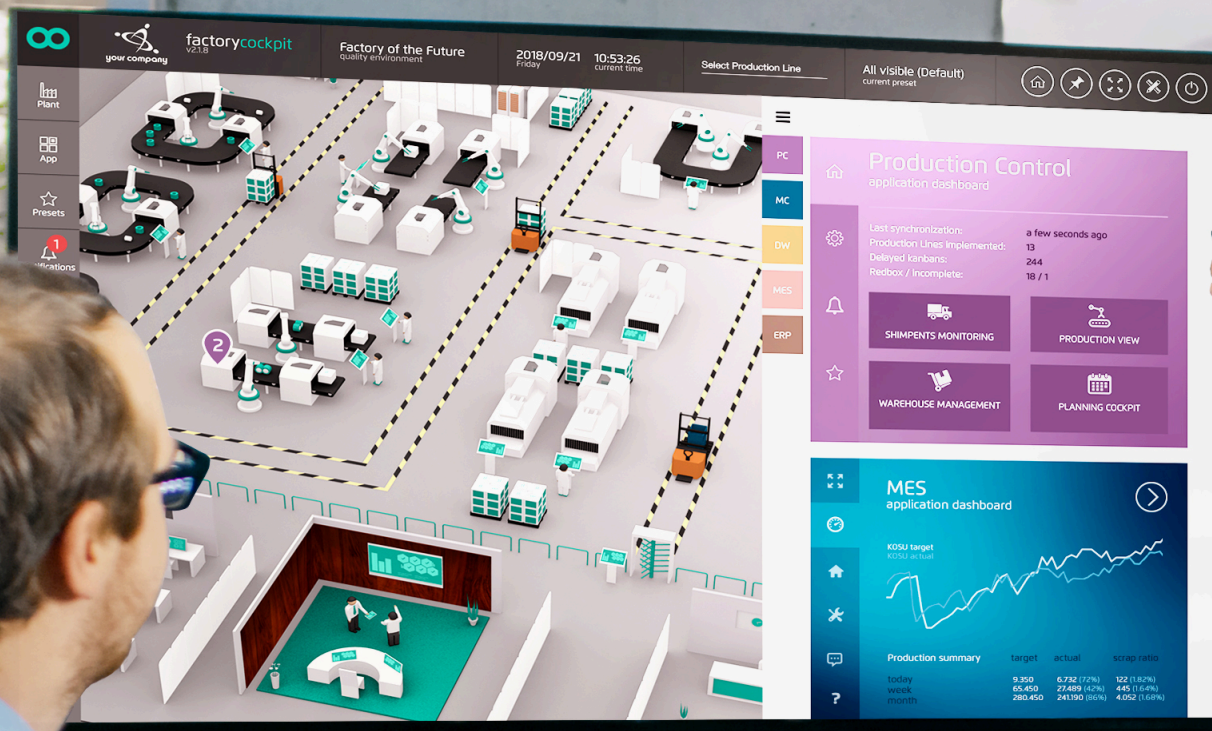




What if you could get a complete overview  
of your factory performance in a few clicks?







# Factory Cockpit

Revolution in the overall management of your factory



# Key Benefits



fully digitized factory management with a complete transparency of operations



enhanced performance thanks to KPI analyses & bottleneck identification



instant access to business critical data enabling shorter time-to-react



game-like customization & 3rd party apps and systems integration





# Factory Cockpit: Main Features

3D factory visualization – digital twin

Operations & KPIs across all systems in real time

3<sup>rd</sup> party systems integration

Historical data and KPI trend charts

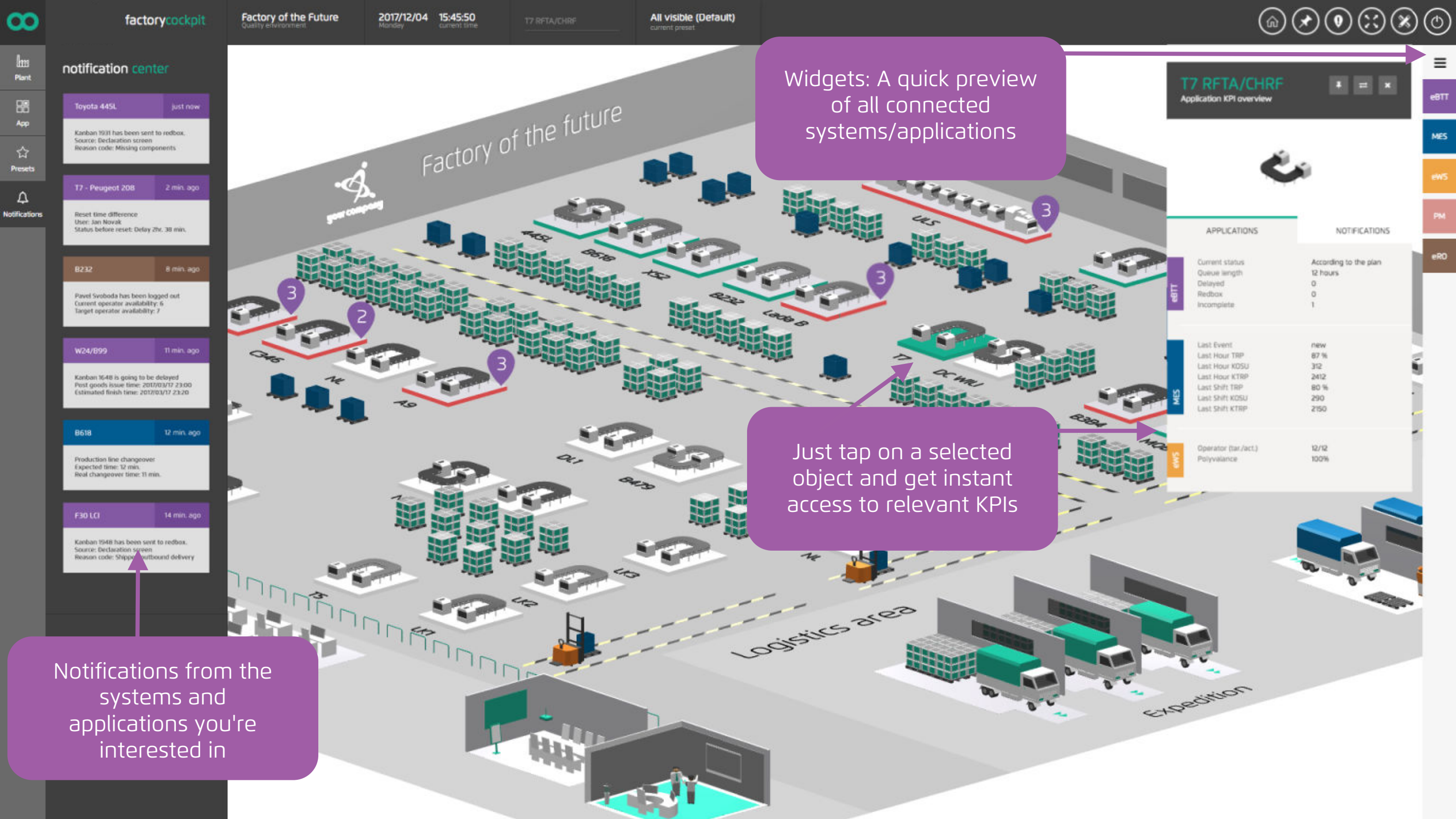
Notification center

Easy set-up

Optimized for touchscreens

Mobile app available





### notification center

- Toyota 445L** just now  
Kanban 1931 has been sent to redbox.  
Source: Declaration screen  
Reason code: Missing components
- T7 - Peugeot 208** 2 min. ago  
Reset time difference  
User: Jan Novak  
Status before reset: Delay 2hr, 38 min.
- B232** 8 min. ago  
Pavel Svoboda has been logged out  
Current operator availability: 6  
Target operator availability: 7
- W24/B99** 11 min. ago  
Kanban 1648 is going to be delayed  
Post goods issue time: 2017/03/17 23:00  
Estimated finish time: 2017/03/17 23:20
- B618** 12 min. ago  
Production line changeover  
Expected time: 12 min.  
Real changeover time: 11 min.
- F30 LCI** 14 min. ago  
Kanban 1948 has been sent to redbox.  
Source: Declaration screen  
Reason code: Shipping outbound delivery

Widgets: A quick preview of all connected systems/applications

Just tap on a selected object and get instant access to relevant KPIs

Notifications from the systems and applications you're interested in

### T7 RFTA/CHRF

Application KPI overview

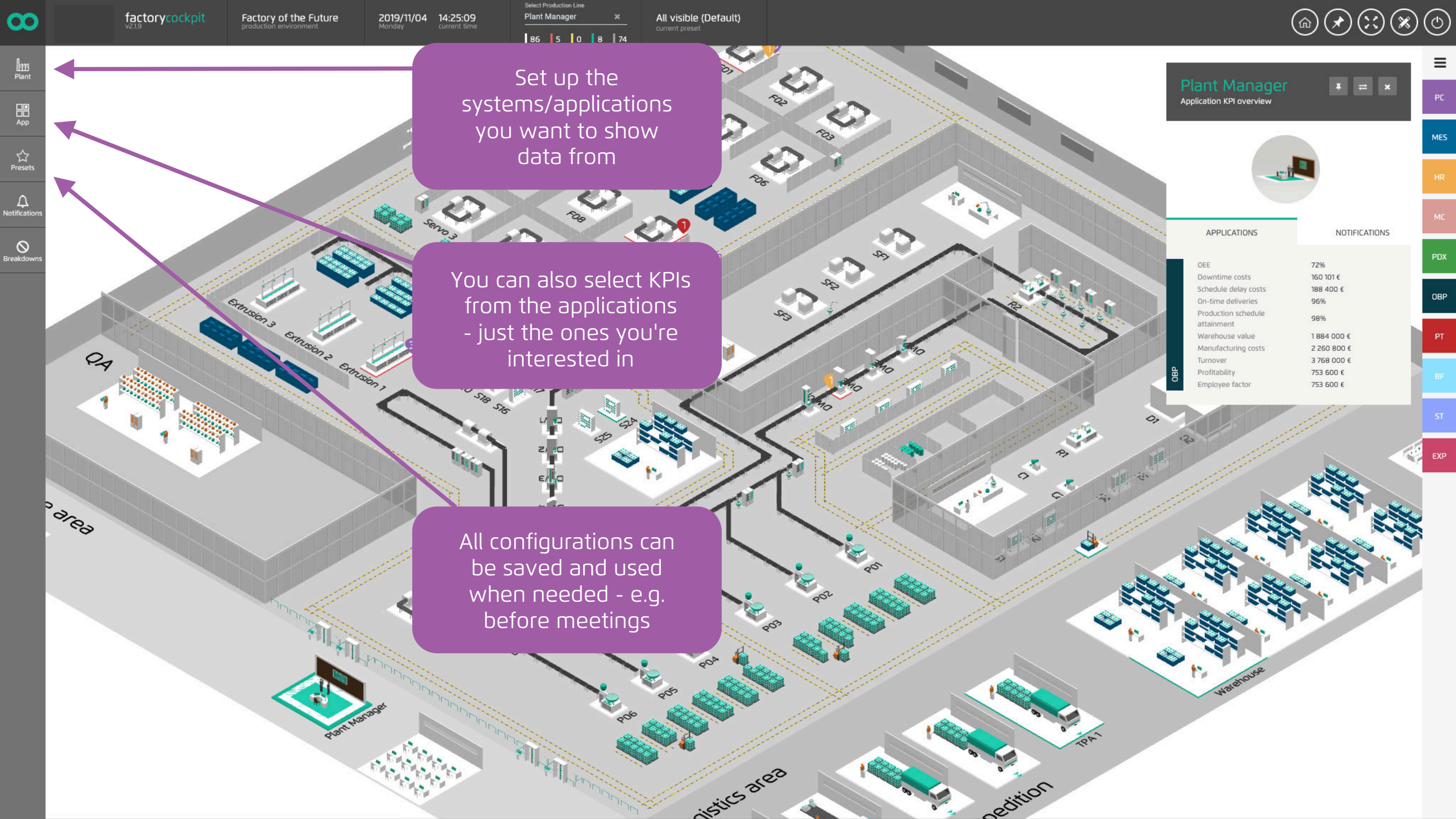
APPLICATIONS	NOTIFICATIONS
<b>eBTT</b>	Current status Queue length Delayed Redbox Incomplete
<b>MES</b>	Last Event Last Hour TRP Last Hour KOSU Last Shift TRP Last Shift KOSU Last Shift KTRP
<b>eWS</b>	Operator (tar./act.) Polyvalence

According to the plan  
12 hours  
0  
0  
1

new  
87 %  
312  
2412  
80 %  
290  
2150

12/12  
100%





- Plant
- App
- Presets
- Notifications
- Breakdowns

Set up the systems/applications you want to show data from

You can also select KPIs from the applications - just the ones you're interested in

All configurations can be saved and used when needed - e.g. before meetings

Plant Manager  
Application KPI overview

APPLICATIONS	NOTIFICATIONS
OEE	72%
Downtime costs	160 101 €
Schedule delay costs	188 400 €
On-time deliveries	96%
Production schedule attainment	98%
Warehouse value	1 884 000 €
Manufacturing costs	2 260 800 €
Turnover	3 768 000 €
Profitability	753 600 €
Employee factor	753 600 €

- PC
- MES
- HR
- MC
- PDX
- OBP
- PT
- BF
- ST
- EXP



Stay on track with your  
business performance  
– follow financial KPIs  
of your choice!

Plant Manager

## Plant Manager

Application KPI overview



### APPLICATIONS

### NOTIFICATIONS

OEE	72%
Downtime costs	160 101 €
Schedule delay costs	188 400 €
On-time deliveries	96%
Production schedule attainment	98%
Warehouse value	1 884 000 €
Manufacturing costs	2 260 800 €
Turnover	3 768 000 €
Profitability	753 600 €
Employee factor	753 600 €

OBP



PC

MES

HR

MC

PDX

OBP

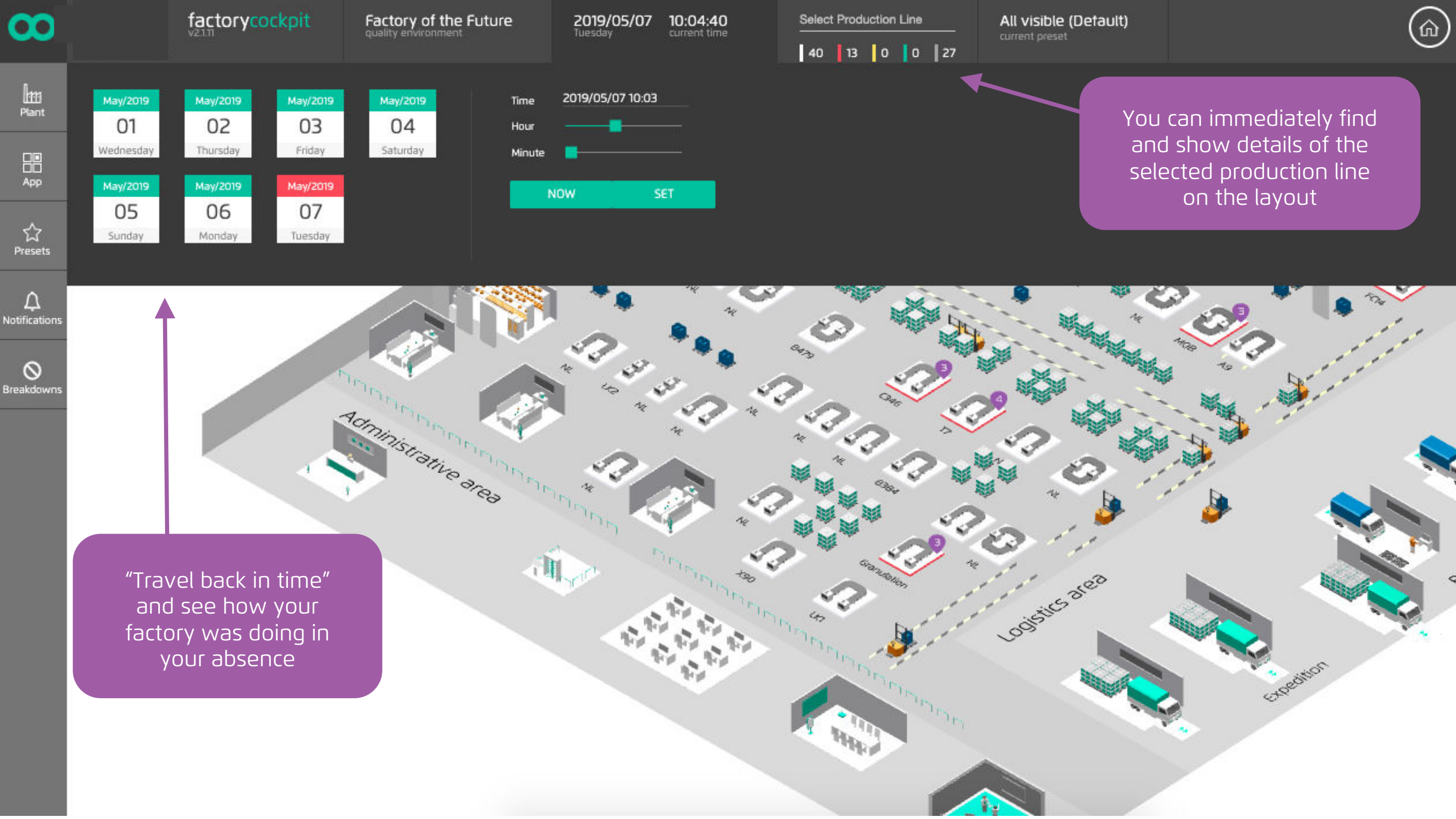
PT

BF

ST

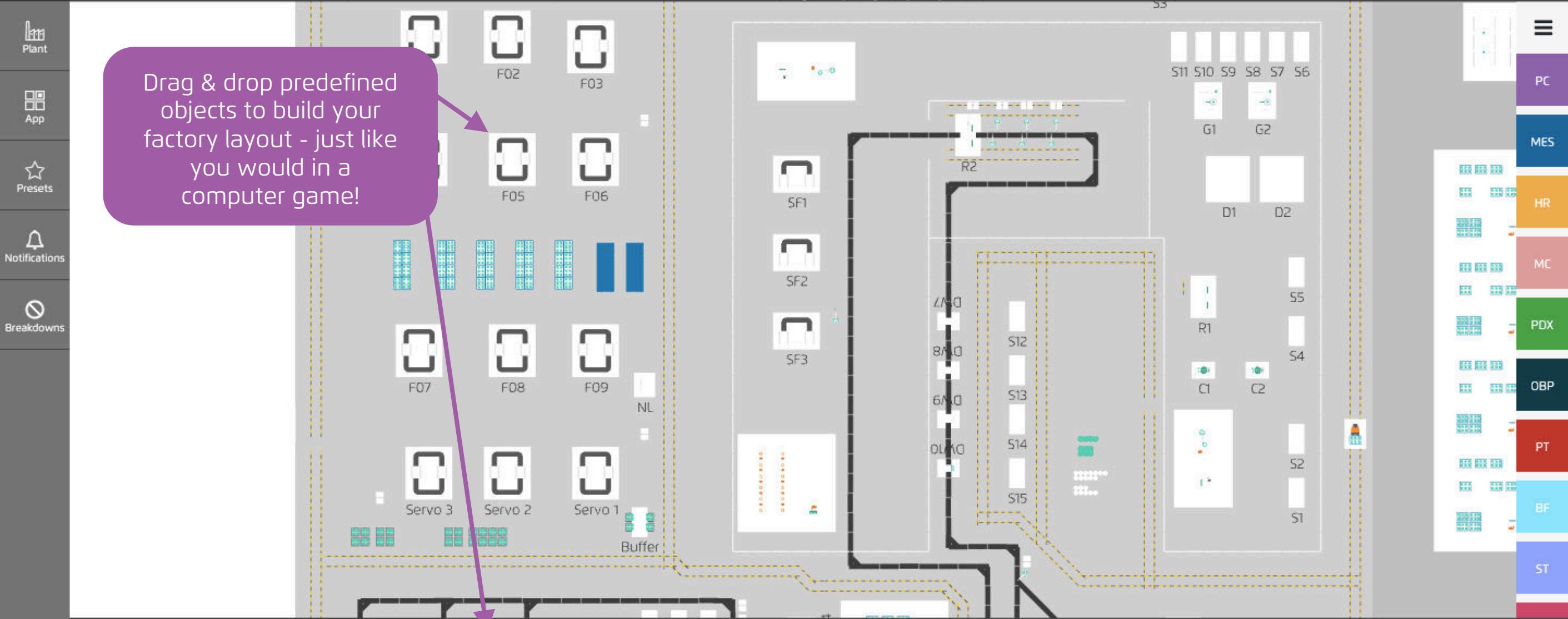
EXP





You can immediately find and show details of the selected production line on the layout

Travel back in time and see how your factory was doing in your absence



- Plant
- App
- Presets
- Notifications
- Breakdowns


- PC
- MES
- HR
- MC
- PDX
- OBP
- PT
- BF
- ST


plant designer


production lines 24


administrative & meeting rooms 8


other equipment 18


 Coating


 Raw


 Packaging

 Granulation

 Dispensing

 Compression

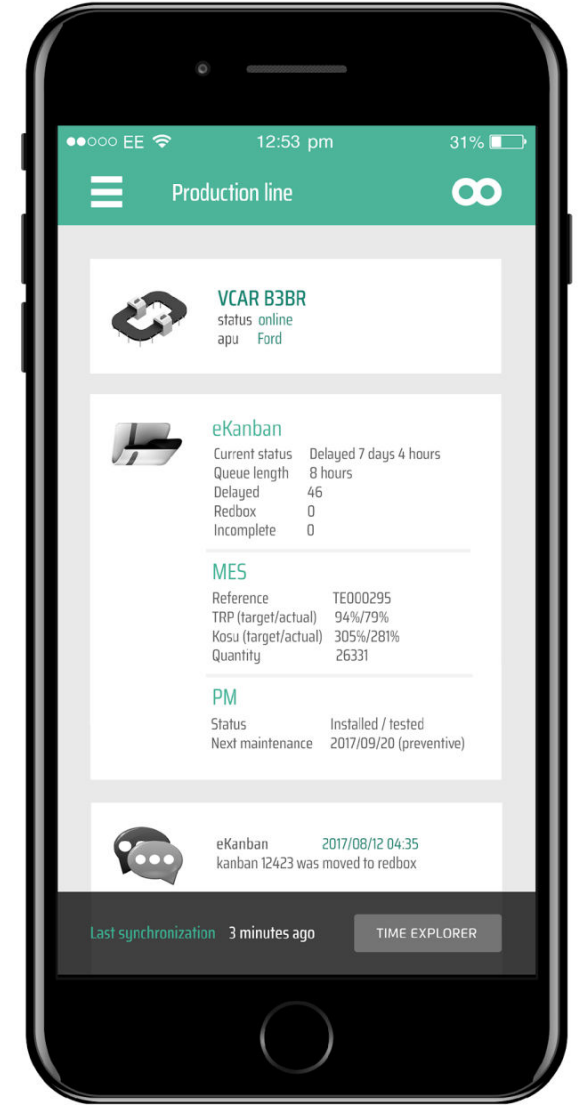
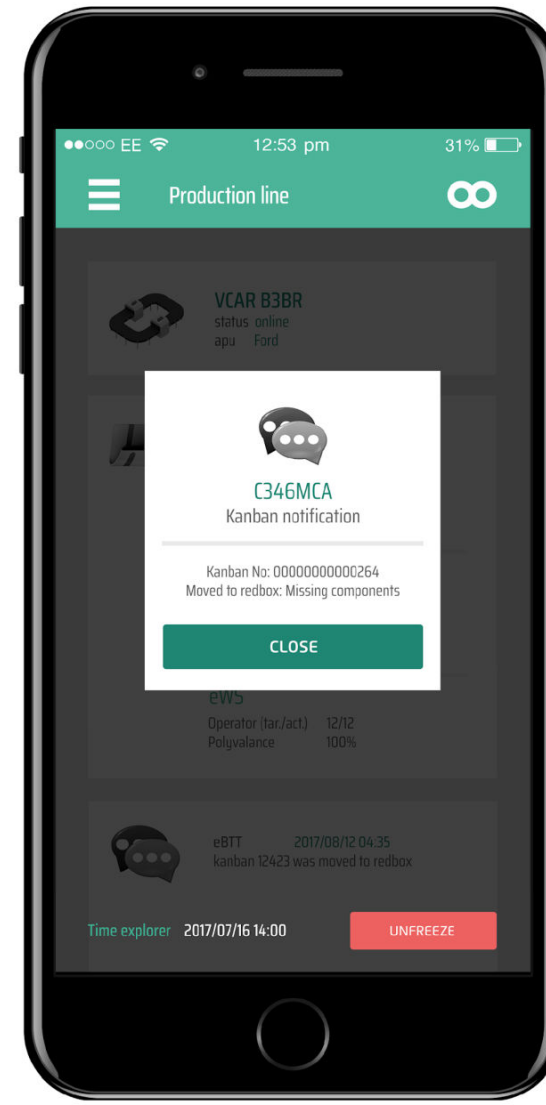
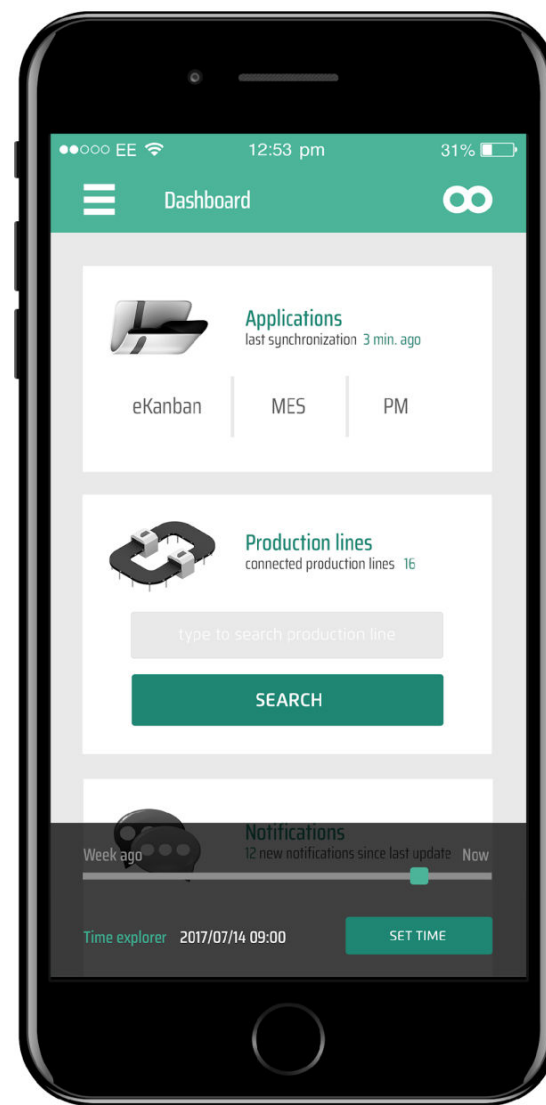
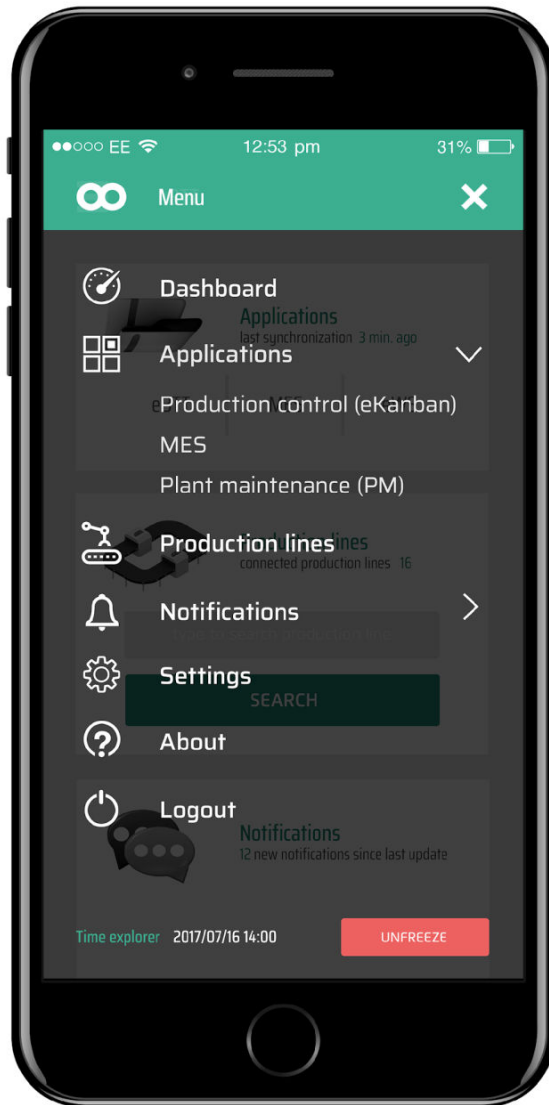
 Batch release

 Warehouse full



# Factory Cockpit Mobile App

Available for Android & iOS. Stay in touch with your business on the go!

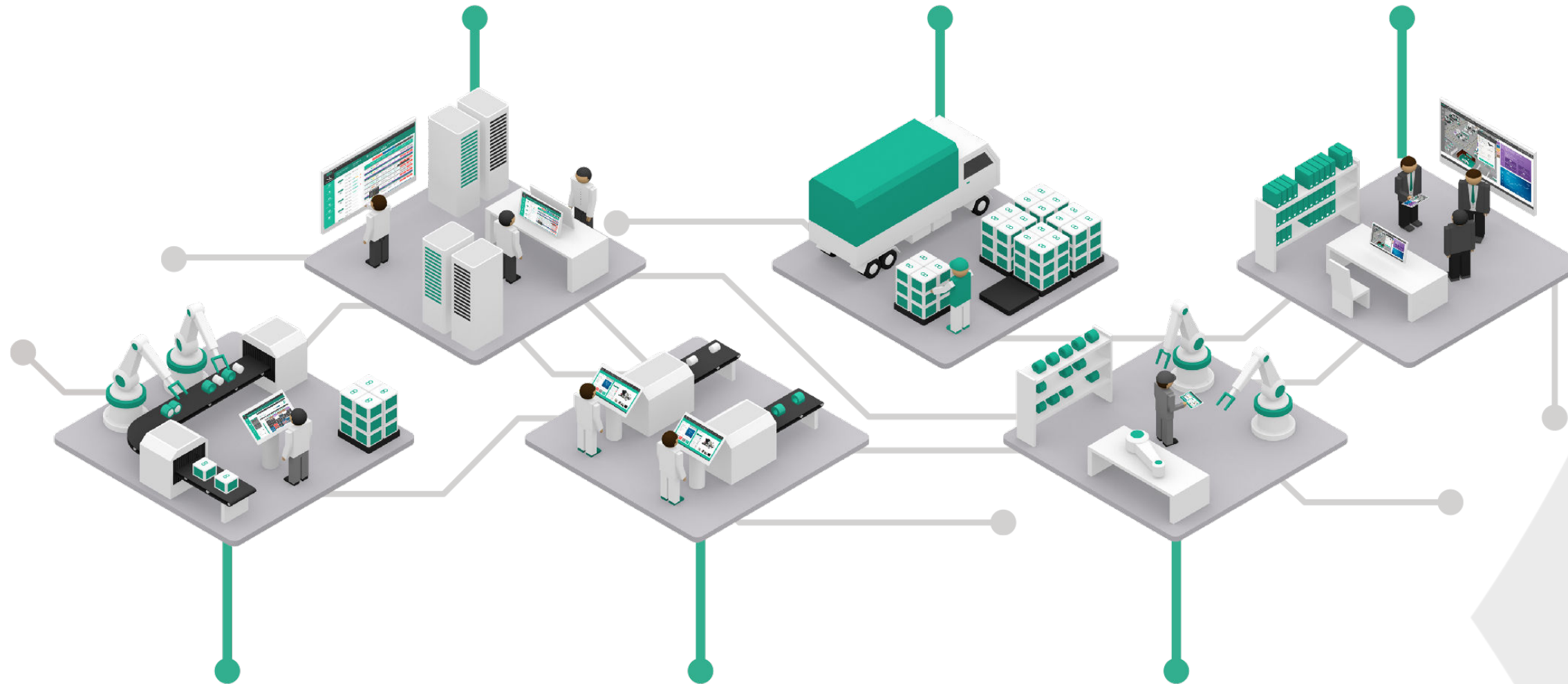


# Productoo 4.0 Manufacturing Digitization Ecosystem

Production planning

Internal logistics


Performance  
monitoring & reporting



Production tracking

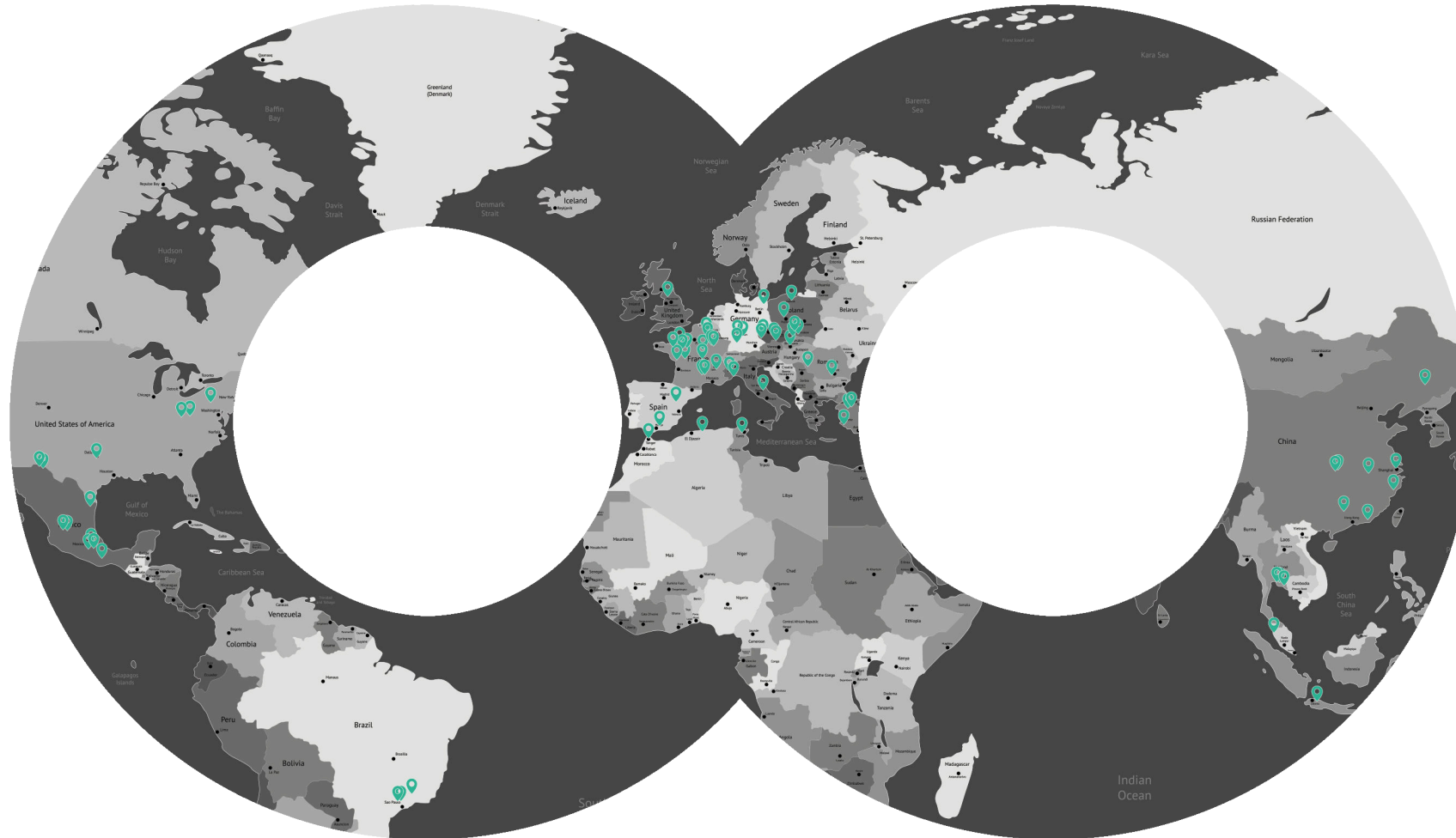
Production execution


Maintenance management





More than **150** manufacturing companies have set out on the journey towards digital transformation with Productoo





# We drive the digital evolution.

office@productoo.com

[www.productoo.com](http://www.productoo.com)

